

Manual > Rules

Where can I view the updated rules in the GST Portal?

To view the updated Rules in the GST Portal, perform the following steps:

You can check for updated Rules without login and after logging to the GST Portal.

Acts:

1. Access the www.gst.gov.in URL. The GST Home page is displayed.

In case of pre-login:

- Click the **Services > Acts & Rules > Rules** command.

In case of post-login:

- Login to the GST Portal with valid credentials.
- Click the **Services > Acts & Rules > Rules** command.

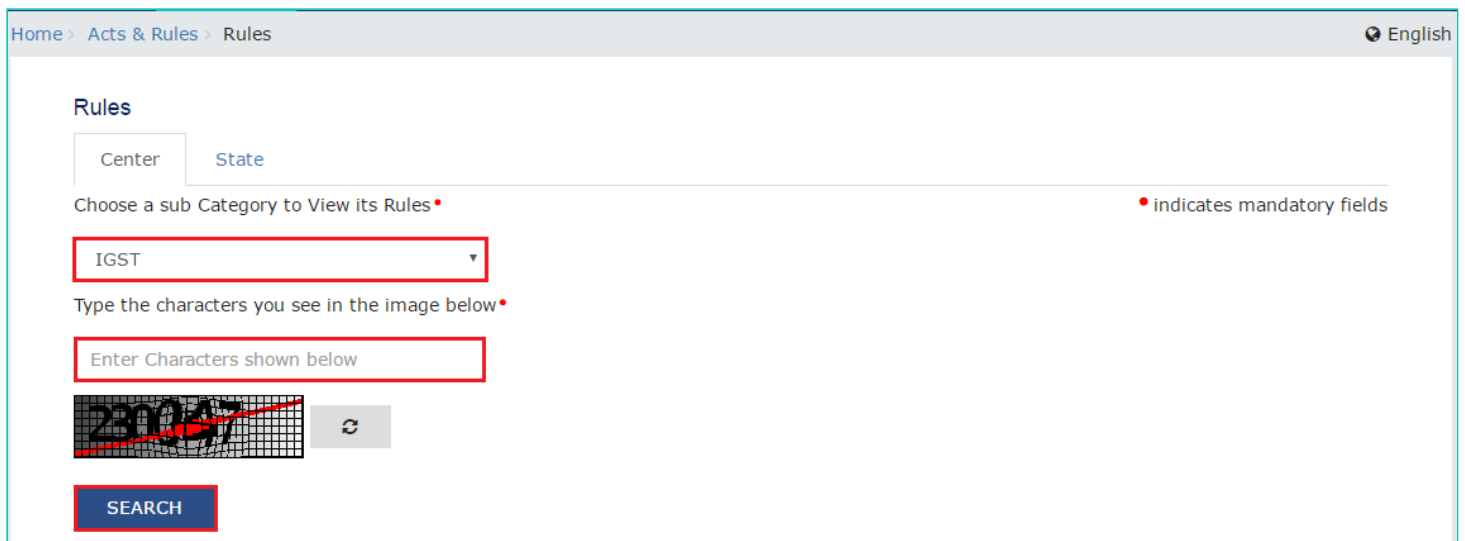
In Case of Center:

2. Click the **Center** tab to view Center related rules.

3. In the **Choose a sub category** to View its acts drop-down list, select a sub category.

In case of pre-login, in the Type the characters you see in the image below field, enter the captcha text.

4. Click the **SEARCH** button.



The screenshot shows the 'Rules' page in the GST Portal. The breadcrumb navigation is 'Home > Acts & Rules > Rules'. There is a language selector for 'English' in the top right. The page title is 'Rules'. Below the title, there are two tabs: 'Center' (selected) and 'State'. A message says 'Choose a sub Category to View its Rules' with a red dot indicating a mandatory field. A dropdown menu is open, showing 'IGST' as the selected option. Below this, there is a captcha field with the text 'Type the characters you see in the image below' and a red dot. The captcha image shows the year '2019' with a red line through it. A 'SEARCH' button is at the bottom left. A legend on the right indicates that a red dot indicates mandatory fields.

The search results are displayed.

Rule Name	Updated As On ▾	Language ⇅	View / Download
IGST	23-Feb-2017	Hindi	VIEW 
IGST	23-Feb-2017	Hindi	VIEW 
IGST	23-Feb-2017	Hindi	VIEW 
IGST	23-Feb-2017	Hindi	VIEW 

Note: You can view or download the Rules by clicking the **View or Download** link.

In Case of State:

5. Click the **State** tab to view State related rules.
6. From the **State** drop-down list, select the State.

In case of pre-login, in the Type the characters you see in the image below field, enter the captcha text

7. Click the **SEARCH** button.

Home > Acts & Rules > Acts English

Acts

Center State


i Choose a State to view its SGST Acts • indicates mandatory fields

State •

Select ▾





Type the characters you see in the image below •

Enter Characters shown below



SEARCH

The search results are displayed.

Rule Name	Updated As On ▾	Language ⇅	View / Download
SGST	22-Feb-2017	English	VIEW 
SGST	22-Feb-2017	English	VIEW 
SGST	22-Feb-2017	English	VIEW 
SGST	22-Feb-2017	English	VIEW 

Note: You can view or download the Rules by clicking the **View or Download** link.